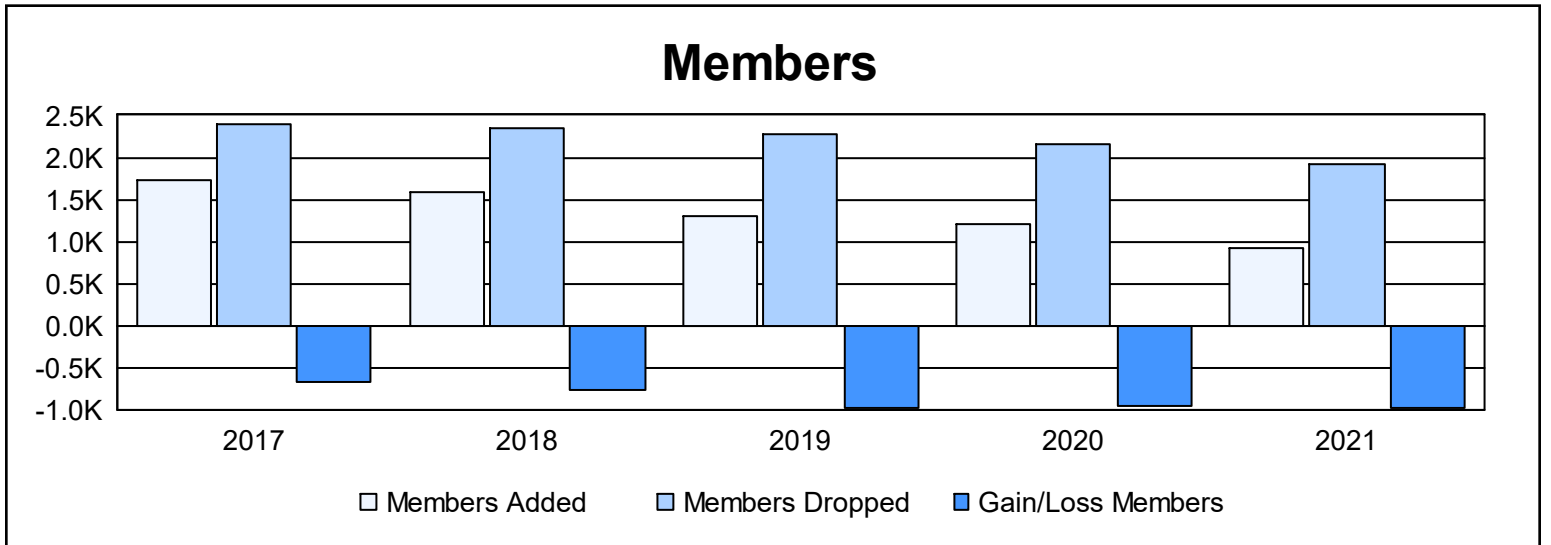
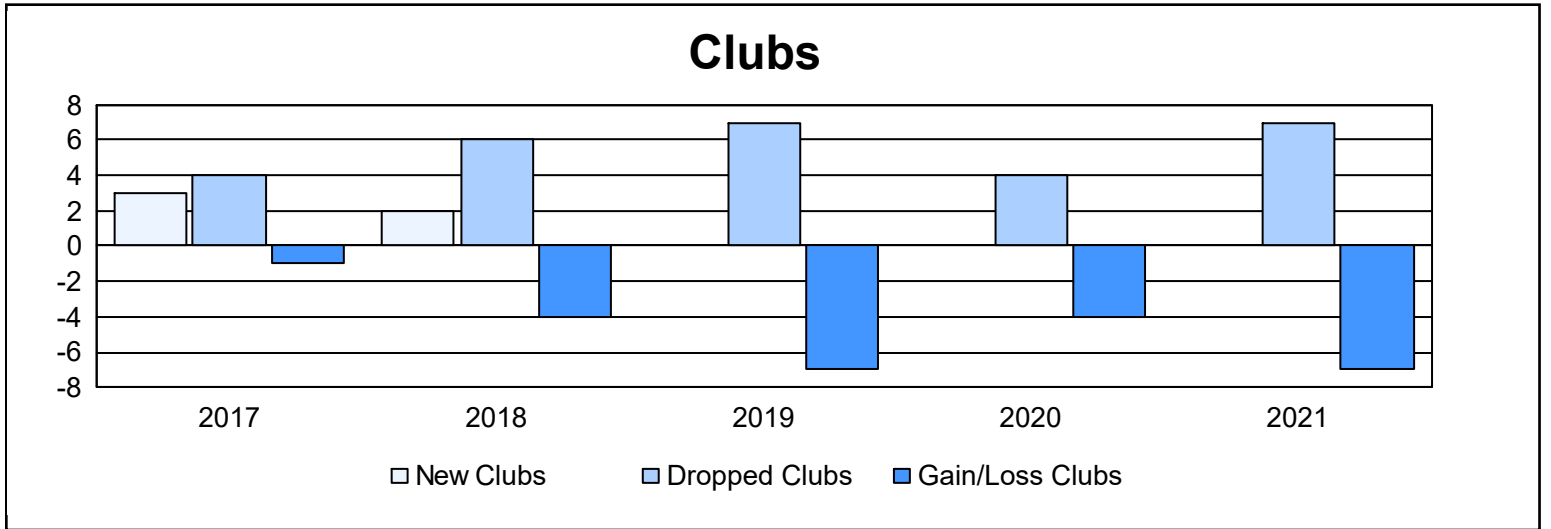
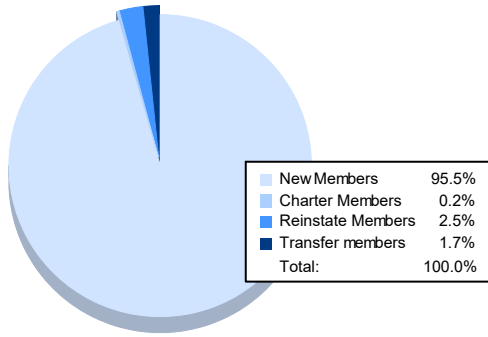


Year	New Clubs	Dropped Clubs	Gain/ Loss Clubs	New Members	Charter Members	Reinstate Members	Transfer Members	Total Member Added	Total Members Dropped	Gain/ Loss Members
2016-2017	3	4	-1	1,577	75	45	38	1,735	2,395	-660
2017-2018	2	6	-4	1,468	44	35	42	1,589	2,351	-762
2018-2019	0	7	-7	1,244	0	18	43	1,305	2,274	-969
2019-2020	0	4	-4	1,138	0	27	28	1,193	2,145	-952
2020-2021	0	7	-7	877	2	23	16	918	1,907	-989
Average	1	6	-5	1,261	24	30	33	1,348	2,214	-866



Membership Composition June 2021 Cumulative



Gender Composition June 2021 Cumulative

